



Shree
Ramkrishna
Netralaya

Super Speciality Eye Care

Experience PAINLESS, Stitchless
CATARACT SURGERY



**ONE SHOULD NEVER WAIT
TILL THE CATARACT MATTERS**

Cataract

Cataract is not a problem as it once was. For most people with poor vision from cataract, the prospects of regaining good vision and resuming normal daily activities are excellent.

What is Cataract?



Normal Eye



Normal Vision



Cataractous Eye



Blurred Vision

Cataract is the clouding of natural clear lens of the eye. The Vision dims because the cataract prevents light from passing beyond the lens and focusing on the retina. Most people after sixty years of age will eventually develop cataract. Sometimes cataract can also occur in children and in younger individuals.

Causes of Cataract?

- Aging
- Steroid use
- Smoking
- Injury
- Exposure to ultraviolet light
- Diabetes Mellitus

Symptoms of Cataract

- Cloudy, Fuzzy, Foggy or filmy vision
- Changes in the way you see colours
- Problems driving at night as headlight seems too bright
- Glare from lamps or the sun
- Frequent changes in your eyeglass prescription
- Double vision.

Facts about Cataract

- Cataract is not a film over the surface of the eye
- It is not caused by overusing the eyes
- Not infectious (will not spread from one eye to the other, nor a cancer.)
- Not a cause of irreversible blindness.

Treatment of Cataract

Surgery is the only way a cataract can be removed. No dietary supplements, medication, exercises or optical devices have been proven to prevent or cure cataract.

When should surgery be done?

Surgery should be considered when the cataract causes visual disturbances enough to interfere with daily activities.

Cataract need not be mature (ripe) before removal. Today cataract surgery has the means to remove an immature cataract and a mature (ripe) cataract.

With the modern technique of 'Phaco' the cataract needs to be broken inside the eye. Cataract as it advances it hardens, making it difficult to remove by phaco. Once matured cataract can burst in the eye & result in loss of vision. Thus with 'Phaco' technology cataract needs to be removed when it is softer not harder.

Types of Anesthesia

- Topical anesthesia (No injection method) Most Commonly Used
- Peribulbar anesthesia : An injection given near the eye with a very small needle in order to achieve anesthesia. Used only if the cataract is complicated or patient is un co-operative.

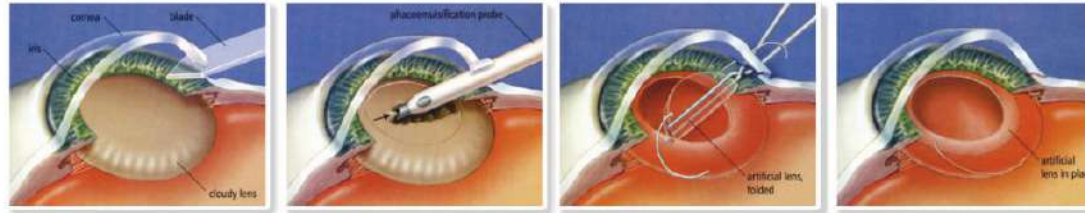
Advanced cataract surgical technology at

Shree Ramkrishna Netralaya

1) The technology used - The most modern technology of cataract surgery is called phacoemulsification or phaco. In this technique a small ultrasonic probe is inserted into the eye. This probe breaks (emulsifies) the cloudy lens into tiny pieces & gently sucks them out. Thus the natural cataractous lens is replaced with a clear man made one.

The newly inserted lens opens up like a flower when inside. No stitches are used & the incision is self sealing. Phaco requires a small incision of only 2.2 millimeters or less.





2) Our center is accredited for implantation of latest premium IOLs like Trifocal (Panoptix), EDOF (Miniwell) & Toric IOLs . All the surgeries are done by suture less method. We have the unique **Centurion Vision System**. This will prevent microscopic damage to the intraocular structure which is common during Conventional Phaco surgeries.

3) Giving you the **Right power of the lens** -The Power of the artificial lens to be implanted in the eye differs from person to person. For calculating IOL (intra-ocular lens) power, We use **IOL Master 700**, most advanced biometer, which gives most accurate results.

IOLMaster 700,
Carl Zeiss, Germany



4) Seamless workflow with
Verion Imaging System for premium IOL's.



5) Advanced Imaging for corneal
premium IOL's using
Sirius Topography



6) Most advanced Microscope
system - **OPMI LUMERA i**



7) Advance Dry Eye evaluation & Treatment using **Lipiview & Lipiflow** for better post operative outcome after cataract surgery.



LipiView II
Ocular Surface Interferometer

Leading innovation in lipid layer thickness measurement and meibomian gland imaging



LipiFlow
THERMAL PULSATION

LipiFlow

The Revolutionary Treatment for the Leading Cause of Dry eye

8) Blade less Robotic Surgery : **LENSAR Cataract Surgery** for most accurate and safest outcome.



9) Giving you the right operation theater environment with HEPA filter (Laminar air flow system)

This system is specially designed to reduce microbial air flora in the operation theater to minimum level. Infection causing submicron size air-borne particles are trapped & electrocuted in the HEPA filter. Thus the chances of infection are reduced to a great extent.



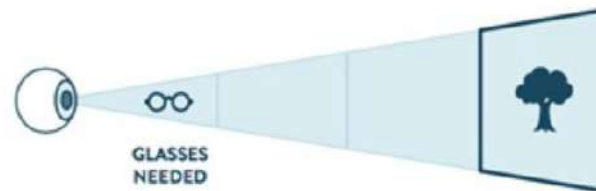
Foldable Lenses : Newer Generation

Are either MONOFOCAL or MULTIFOCAL or EDOF (Extended Depth of Focus)

Monofocal lenses :

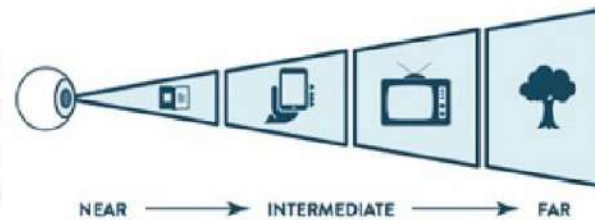
Are designed to provide patients with enhanced distance vision but patient has to use glasses for near vision.

A Monofocal lens implant can fix your vision for one distance only. The implant can not change shape like your original lens. Person has no ability to focus in or out and the person will often be dependent on progressive bifocals for near vision.



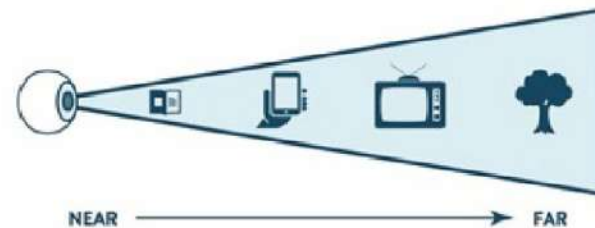
Multifocal Lenses :

Have revolutionized existing state-of-the-art cataract surgery. Multifocal IOL reduce dependency on glasses. A trifocal intraocular lens has intermediate distance & near focal points. Most of the patients who get these lenses will rarely need glasses for any activity.



Extended Depth of Focus IOL


Extended depth of focus IOLs provide high Quality, continuous vision-from near to far and points in between - and may reduce the overall need of wearing glasses.



Latest premium lenses offered at SRN:

1) Multifocal Lens | Trifocal Lenses :

Reduce dependence on glasses



2) Toric IOLs

For patients with cataract along with astigmatism - (Cylindrical spectacle number)




3) EDOF Lenses

Gives good distance & intermediate vision. Might require a small number for reading.



4) Blue light filtering lenses:

These IOL's filters harmful blue light which may cause Macular degeneration.



5) Aspheric Lenses :

Most lenses have spherical surface, which induce spherical aberration. Aspheric optics ensure aberration free image which gives better vision and enhances contrast sensitivity, thus better night vision under low light condition. These lenses have square edges which prevent the lens capsule from thickening, thus reducing the chances of after cataract or Charri.



FAQ's:

1. Which is a good lens?

Depending on your lifestyle, work pattern & IOL Master report, we help you to choose the best lens for you. But newer generation Tri Focal | EDOF lenses are suitable & best for most of the people.

2. When can I resume daily routine?

Daily routine work can be resumed after 2-4 days depending on the working environment. Dusty and stressful environment should be avoided.

3. What precautions to be taken after cataract surgery?

- A. Avoid rubbing the eye or compression on the eye for a month.
- B. Avoid dust and water going in the eye for a month
- C. Head bath avoided for 8 days
- D. Following the medication guideline strictly and maintaining good eye hygiene.

4. Will I require glasses after cataract surgery?

Multifocal or Trifocal lenses give independence from glasses in 95% cases. Few people might require a very small number for reading fine print.

5. What is "after" cataract or charri"?

The natural lens covering, thickens with time, which causes blurred vision and is known as "after cataract or charr." This can be removed without surgery, with laser.





SALIENT FEATURES

- Cashless mediclaim & credit card facility.
- Cutting edge technology with live surgical display.
- Best in class service with pleasant ambience
- Computer assisted eye evaluation.
- Counseling & brochures for specific eye disease.
- Customized individualized eye treatment.



**Shree
Ramkrishna
Netralaya**

Super Speciality Eye Care





DR. NITIN DESHPANDE

D. N. B. M. R. C. O. (London) FAEH
Glaucoma Consultant,
Cataract & Lasik Surgeon

DR. PRAJAKTA DESHPANDE

M.B.B.S. D.O.M.S. (Ophth) FAEH
Cataract & Lasik Surgeon

DR. SUHAS DESHPANDE

MS (Ophth) D.O.M.S.
Senior Consultant

SRN - Dosti Imperia, Ghodbunder Road, Thane

Dosti Imperia Shopee
1st Floor, Unit No. 1-4 & 8,
Manpada, Ghodbunder Road,
Thane (w) 400 607



Monday to Saturday
9.00 am to 8.00 pm
Sunday
11.00 am to 2.00 pm

SRN - Makhmali Talao, Thane (W)

'A' Wing, Shree Balaji Apt.,
1st Floor, Nr. Makhmali Talao,
L.B.S. Road,
Thane (W) 400 601



Monday to Saturday
11.00 am to 8.00 pm
Sunday Closed

Saidhan Hospital - Mulund (E)

Ground Floor, Vidhata Apt.,
V.B.Phadke Marg,
Mulund (E), Mumbai 400 081



Monday to Saturday
9.00 am to 11.00 am &
6.00 pm to 8.00 pm
Sunday Closed

SRN - Seawoods (W), Navi Mumbai

Shop no. 1/2, The Residence,
Sector 46A, Plot no.4,
Opp. More Super Market.,
Seawoods (West)
Navi Mumbai - 400 706



Monday to Saturday
11.00 am to 8.00 pm
Sunday Closed

For Appointment
85120 43333 / 022 - 3535 2555



www.shreeramkrishnanetralaya.com

www.newsightlasikcenter.com

www.glaucomasurgeryindia.com

